


Band Pass Filters UHF

165 rectangular cavity

Single cavity band pass filters up to 2 channels in the UHF range can be allocated in one 4 unit 19" cabinet. Frequency tuning and insertion loss can be regulated through adjustable loops and mechanical knobs.




Electrical Specifications

Frequency band:	225 - 400 MHz
Impedance:	50 Ω
Max Power:	100W CW
Insertion loss:	Adjustable, rotating loops

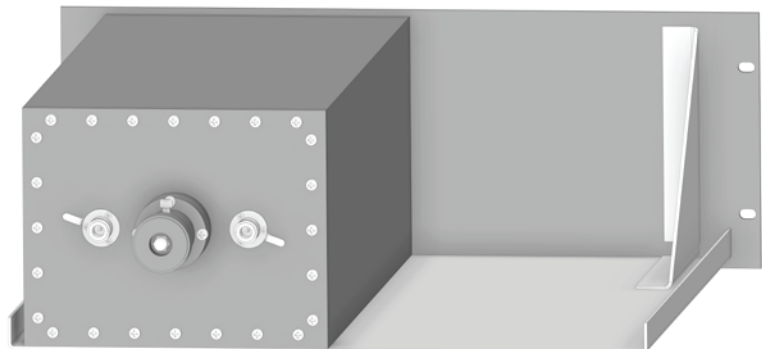
Mechanical Specifications

Connector Type:	N Female
Dimensions:	19" rack, 4HU, depth 560 mm
Operating temp.:	-10°C to +55°C
Tuning method:	Rotary knob, telescopic movement

Band Pass Filters	Channels	Cabinet 4HU	Attenuation
FPB165-U/1 F02UR165M10Sxxxx	1	1	16dB \pm 0.4% 1dB I.L. @ 312 MHz
FPB165-U/1D F02UR165M20Sxxxx	2	1	16dB \pm 0.4% 1dB I.L. @ 312 MHz



AST-1754
F05UR165M10Sxxxx



FPB165-U/1