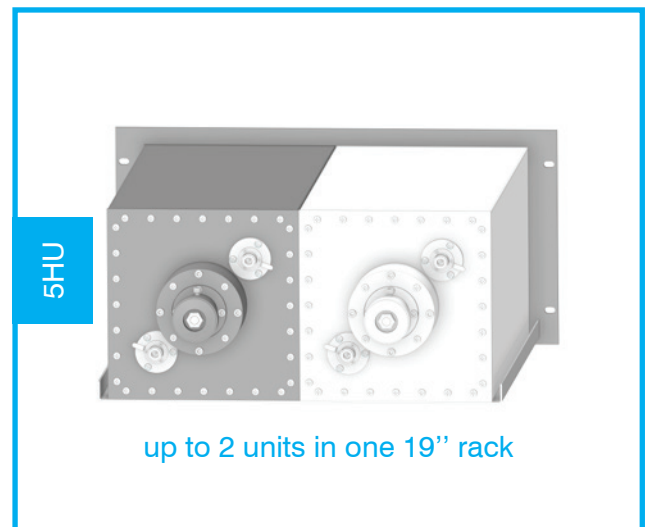


Band Pass Filters UHF

210 square cavity

Single cavity band pass filters up to 2 channels in the UHF range can be allocated in one 5 unit 19" cabinet. Frequency tuning and insertion loss can be regulated through rotating loops and mechanical knobs.




Electrical Specifications

Frequency band:	225 - 400 MHz
Impedance:	50 Ω
Max Power:	200W CW
Insertion loss:	Adjustable, rotating loops


Mechanical Specifications

Connector Type:	N Female
Dimensions:	19" rack, 5HU, depth 600 mm
Operating temp.:	-10°C to +55°C
Tuning method:	Rotary knob, telescopic movement

Band Pass Filters	Channels	Cabinet 5HU	Attenuation
FPB210-U/1 F02US210M10Sxxxx	1	1	17dB \pm 0.4% 1dB I.L. @312 MHz
FPB210-U/1D F02US210M20Sxxxx	2	1	17dB \pm 0.4% 1dB I.L. @312 MHz



AST-1193
F05US210M10Sxxxx



FPB210-U/1